

NEW INTERLOCK - SKIVE



NEW INTERLOCK FITTINGS - SKIVE

The new fittings range is a skive solution for very high pressure wire spiral hose.

MAIN FEATURES

- // Skive
- // Range: from 5/8 inch to 2 inch sizes
- // Working pressures: up to 6,000 psi (415 bar)
- // Main applications: construction equipment, agricultural machines, mining

ADVANTAGES

- // Maximum reliability in heavy-duty applications
- // Extreme bend radius in combination with Poweflexbio hose range

NEW INTERLOCK, NEW PRODUCT CODE

It's easy to recognize the new product codes from the old ones: the **third alphabetical number** just **switch from 4 (old one) to 7 (new one)**.

Type	Item Code	Product Code
INTERLOCK	1200233	H1443310-161600
NEW INTERLOCK	1254456	H1743310-161600

OLD
H1**4**43310-161600

NEW
H1**7**43310-161600

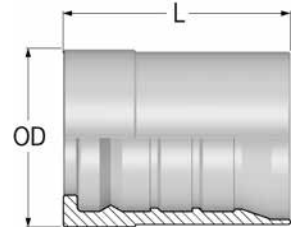
// NEW INTERLOCK FERRULE FOR INTERLOCK FITTINGS

Hose	Table n°	-06 DN 10 3/8"	-08 DN 12 1/2"	-10 DN 16 5/8"	-12 DN 19 3/4"	-16 DN 25 1"	-20 DN 32 1 1/4"	-24 DN 38 1 1/2"	-32 DN 51 2"
POWERFLEXBIO 4000	400					H1700200		H1700200	H1700200
POWERFLEXBIO EXTRA 4000	401					H1700200	H1700200	H1700200	H1700200
POWERFLEXBIO 5000	402				H1700200	H1700200	H1700301	H1700301	H1700301
POWERFLEXBIO EXTRA 5000	403				H1700200	H1700200	H1700301	H1700301	H1700301
POWERFLEXBIO 5500	404				H1700200	H1700200			
POWERFLEXBIO EXTRA 5500	405				H1700200	H1700200			
POWERFLEXBIO 6000	406			H1700200	H1700200	H1700200	H1700301	H1700301	
POWERFLEXBIO EXTRA 6000	407			H1700200	H1700200	H1700200	H1700301	H1700301	

// FERRULES

// H1700200

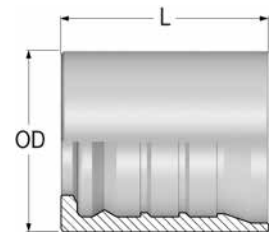
Interlock Dual Skive Ferrule for 4 Spiral Hoses



Item Code	Product Code	ID (Dash)	ID (mm)	ID (in)	Ferrule OD (mm)	L (mm)
1251401	H1700200-120000	12	19,0	3/4"	38,0	48,7
1251403	H1700200-160000	16	25,0	1"	46,0	55,7
1251406	H1700200-200000	20	31,0	1 1/4"	55,0	66,0
1251409	H1700200-240000	24	38,0	1 1/2"	62,0	68,0
1251466	H1700200-320000	32	51,0	2"	78,0	79,5

// H1700301

Interlock Dual Skive Ferrule for 4-6 Spiral Hoses




Item Code	Product Code	ID (Dash)	ID (mm)	ID (in)	Ferrule OD (mm)	L (mm)
1251399	H1700301-100000	10	16,0	5/8"	35,5	46,0
1254787	H1700301-120000	12	19,0	3/4"	42,5	48,7
1254788	H1700301-160000	16	25,0	1"	52,0	55,7
1251405	H1700301-200000	20	31,0	1 1/4"	62,0	66,0
1251408	H1700301-240000	24	38,0	1 1/2"	69,5	68,0
1254090	H1700301-320000	32	51,0	2"	88,0	79,5

// HOSE MENDER

// H17C5610

Hose Mender

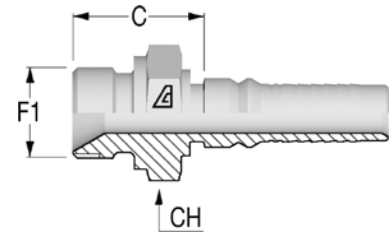


Item Code	Product Code	ID (Dash)	ID (mm)	ID (in)
1254483	H17C5610-101000	10	16,0	5/8"
1255020	H17C5610-202000	20	32,0	1 1/4"

// BSP INSERTS

// H1710510

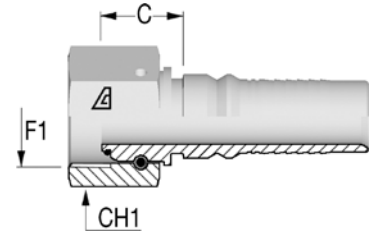
**BSP Male 60° Flare
AGR**



Item Code	Product Code	ID (Dash)	ID (mm)	ID (in)	F1 Dash	F1	C (mm)	CH (mm)
1254467	H1710510-121200	12	19,0	3/4"	12	3/4-14	34,0	32,0
1254465	H1710510-161600	16	25,0	1"	16	1-11	40,0	41,0
1255015	H1710510-202000	20	32,0	1 1/4"	20	1 1/4-11	45,2	50,0
1255116	H1710510-242400	24	38,0	1 1/2"	24	1 1/2-11	48,5	55,0
1255769	H1710510-32300	32	51,0	2"	32	2-11	55,5	70,0

// H1720812

**BSP Female 60° Cone with O-Ring
DKOR**



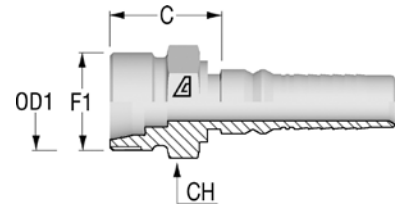
Item Code	Product Code	Nut Type	ID (Dash)	ID (mm)	ID (in)	F1 Dash	F1	C (mm)	CH1 (mm)
1254447	H1720812-121200	Thrust wire nut	12	19,0	3/4"	12	3/4-14	22,5	32,0
1254448	H1720812-161600	Thrust wire nut	16	25,0	1"	16	1-11	25,5	38,0
1255009	H1720812-202000	Thrust wire nut	20	32,0	1 1/4"	20	1 1/4-11	30,2	50,0
1255097	H1720812-242400	Thrust wire nut	24	38,0	1 1/2"	24	1 1/2-11	33,5	55,0
1255758	H1720812-323200	Thrust wire nut	32	51,0	2"	32	2-11	35	70,0

Image: insert with Thrust Wire Nut.

// DIN METRIC INSERTS

// H1711210

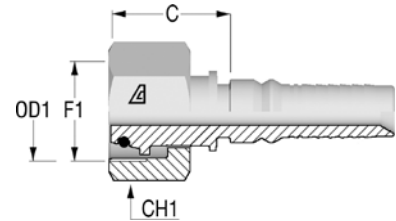
Metric Male 24° Seat
DIN 3853 - Heavy Series
CES



Item Code	Product Code	ID (mm)	ID (in)	F1	OD1	C (mm)	CH (mm)	ID (Dash)
1254527	H1711210-103000	16,0	5/8"	M30X2	20	31,0	32,0	10
1254442	H1711210-123600	19,0	3/4"	M36X2	25	35,0	36,0	12
1254443	H1711210-164200	25,0	1"	M42X2	30	40,0	46,0	16
1255008	H1711210-205200	32,0	1 1/4"	M52X2	38	45,2	55,0	20

// H1721613

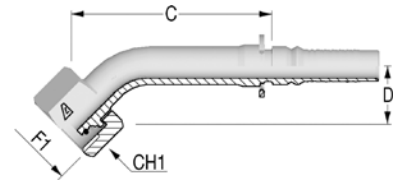
Metric Female 24° Cone with O-Ring
ISO 8434-1 - Heavy Series
DKOS



Item Code	Product Code	Nut Type	ID (Dash)	ID (mm)	ID (in)	F1	OD1	C (mm)	CH1 (mm)
1254282	H1721613-103000	Slip on nut	10	16,0	5/8"	M30X2	20	34,4	36,0
1254440	H1721612-123000	Thrust wire nut	12	19,0	3/4"	M30X2	20	37,5	36,0
1254281	H1721613-123600	Slip on nut	12	19,0	3/4"	M36X2	25	37,6	46,0
1254441	H1721612-163600	Thrust wire nut	16	25,0	1"	M36X2	25	38,8	46,0
1254280	H1721613-164200	Slip on nut	16	25,0	1"	M42X2	30	40,7	50,0
1254801	H1721612-204200	Thrust wire nut	20	32,0	1 1/4"	M42X2	30	43,2	50,0
1254776	H1721613-205200	Slip on nut	20	32,0	1 1/4"	M52X2	38	45,3	60,0
1255093	H1721612-245200	Thrust wire nut	24	38,0	1 1/2"	M52X2	38	50,8	60,0

Image: insert with Slip on Nut.

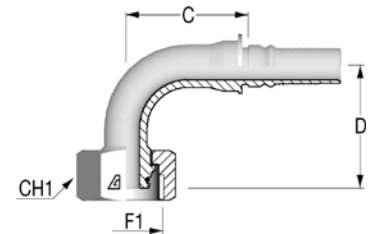
// H1721643
45° Metric Female 24° Cone with O-Ring
ISO 8434-1 - Heavy Series
DKOS
Solid one piece



Item Code	Product Code	Nut Type	ID (Dash)	ID (mm)	ID (in)	F1	OD1	C (mm)	D Drop (mm)	CH1 (mm)
1254459	H1721643-103000	Slip on nut	10	16,0	5/8"	M30X2	20	59,0	31,5	36,0
1254486	H1721642-123000	Thrust wire nut	12	19,0	3/4"	M30X2	20	74,0	33,0	36,0
1254458	H1721643-123600	Slip on nut	12	19,0	3/4"	M36X2	25	78,1	36,0	46,0
1254216	H1721642-163600	Thrust wire nut	16	25,0	1"	M36X2	25	86,5	37,5	46,0
1254195	H1721643-164200	Slip on nut	16	25,0	1"	M42X2	30	96,8	38,0	50,0
1254819	H1721643-205200	Slip on nut	20	32,0	1 1/4"	M52X2	38	113,0	48,0	60,0
1255118	H1721642-245200	Thrust wire nut	24	38,0	1 1/2"	M52X2	38	111,0	44,0	60,0

Image: insert with Slip on Nut.

// H1721693
90° Metric Female 24° Cone with O-Ring
ISO 8434-1 - Heavy Series
DKOS 90
Solid one piece



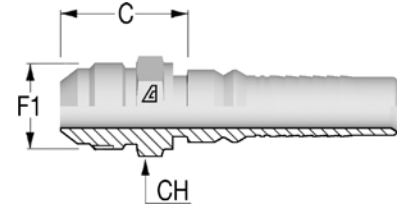
Item Code	Product Code	Nut Type	ID (Dash)	ID (mm)	ID (in)	F1	OD1	C (mm)	D Drop (mm)	CH1 (mm)
1254451	H1721693-103000	Slip on nut	10	16,0	5/8"	M30X2	20	48,0	55,0	36,0
1254460	H1721692-123000	Thrust wire nut	12	19,0	3/4"	M30X2	20	61,0	67,5	36,0
1254449	H1721693-123600	Slip on nut	12	19,0	3/4"	M36X2	25	61,7	65,0	46,0
1254197	H1721692-163600	Thrust wire nut	16	25,0	1"	M36X2	25	76,5	82,0	46,0
1254450	H1721693-164200	Slip on nut	16	25,0	1"	M42X2	30	86,4	79,0	50,0
1254812	H1721693-205200	Slip on nut	20	32,0	1 1/4"	M52X2	38	90,9	101,0	60,0
1255109	H1721692-245200	Thrust wire nut	24	38,0	1 1/2"	M52X2	38	100,5	102,0	60,0

Image: insert with Slip on Nut.

// JIC 37° INSERTS

// H1712510

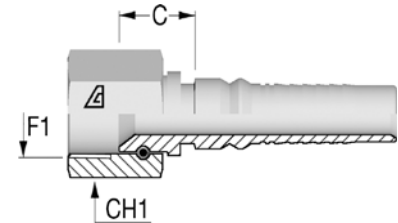
JIC Male 37° Cone
AGJ



Item Code	Product Code	ID (Dash)	ID (mm)	ID (in)	F1 Dash	F1	C (mm)	CH (mm)
1254481	H1712510-121200	12	19,0	3/4"	12	1 1/16-12	37,0	32,0
1254720	H1712510-121600	12	19,0	3/4"	16	1 5/16-12	40,0	36,0
1254263	H1712510-161600	16	25,0	1"	16	1 5/16-12	41,0	36,0
1254736	H1712510-162000	16	25,0	1"	20	1 5/8-12	44,5	46,0
1255019	H1712510-202000	20	32,0	1 1/4"	20	1 5/8-12	45,7	46,0
1255018	H1712510-202400	20	32,0	1 1/4"	24	1 7/8-12	49,7	50,0
1255134	H1712510-242400	24	38,0	1 1/2"	24	1 7/8-12	50,0	50,0

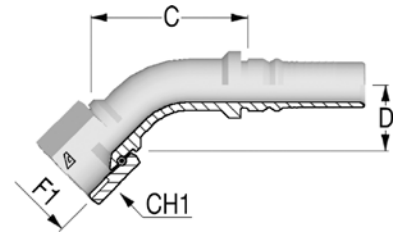
// H1722512

JIC Female 37° Seat
DKJ



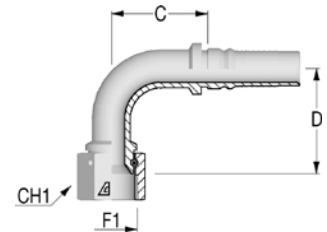
Item Code	Product Code	Nut Type	ID (Dash)	ID (mm)	ID (in)	F1 Dash	F1	C (mm)	CH1 (mm)
1254455	H1722512-121200	Thrust wire nut	12	19,0	3/4"	12	1 1/16-12	18,7	32,0
1254530	H1722512-121600	Thrust wire nut	12	19,0	3/4"	16	1 5/16-12	21,5	38,0
1254454	H1722512-161600	Thrust wire nut	16	25,0	1"	16	1 5/16-12	22,5	38,0
1254700	H1722512-162000	Thrust wire nut	16	25,0	1"	20	1 5/8-12	24,5	50,0
1251404	H1722512-202000	Thrust wire nut	20	32,0	1 1/4"	20	1 5/8-12	25,7	50,0
1251407	H1722512-242400	Thrust wire nut	24	38,0	1 1/2"	24	1 7/8-12	29,0	55,0
1251465	H1722512-323200	Thrust wire nut	32	51,0	2"	32	2 1/2-12	34,0	70,0

// H1722542
45° JIC Female 37° Seat
DKJ 45
Solid one piece



Item Code	Product Code	Nut Type	ID (Dash)	ID (mm)	ID (in)	F1 Dash	F1	C (mm)	D Drop (mm)	CH1 (mm)
1254512	H1722542-121200	Thrust wire nut	12	19,0	3/4"	12	1 1/16-12	66,0	27,5	32,0
1254727	H1722542-121600	Thrust wire nut	12	19,0	3/4"	16	1 5/16-12	72,0	30,0	38,0
1254265	H1722542-161600	Thrust wire nut	16	25,0	1"	16	1 5/16-12	80,0	31,0	38,0
1255002	H1722542-202000	Thrust wire nut	20	32,0	1 1/4"	20	1 5/8-12	93,0	37,0	50,0
1255137	H1722542-242400	Thrust wire nut	24	38,0	1 1/2"	24	1 7/8-12	121,0	40,5	55,0

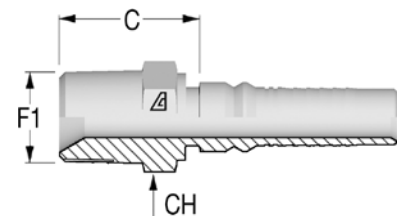
// H1722592
90° JIC Female 37° Seat
DKJ 90
Solid one piece



Item Code	Product Code	Nut Type	ID (Dash)	ID (mm)	ID (in)	F1 Dash	F1	C (mm)	D Drop (mm)	CH1 (mm)
1254491	H1722592-121200	Thrust wire nut	12	19,0	3/4"	12	1 1/16-12	45,0	57,0	32,0
1254260	H1722592-161600	Thrust wire nut	16	25,0	1"	16	1 5/16-12	71,0	67,0	38,0
1254903	H1722592-202000	Thrust wire nut	20	32,0	1 1/4"	20	1 5/8-12	79,2	78,0	50,0
1255130	H1722592-242400	Thrust wire nut	24	38,0	1 1/2"	24	1 7/8-12	94,5	92,0	55,0

// NPTF INSERTS

// H1712810
NPTF Male 60° Seat
AGN

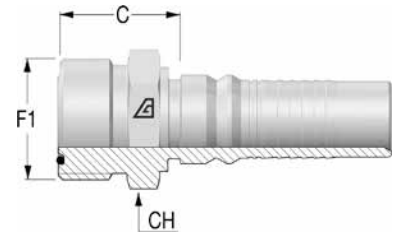


Item Code	Product Code	ID (Dash)	ID (mm)	ID (in)	F1 Dash	F1	C (mm)	CH (mm)
1254531	H1712810-121200	12	19,0	3/4"	12	3/4-14	32,0	27,0
1254464	H1712810-161600	16	25,0	1"	16	1-11 1/2	42,0	36,0
1254837	H1712810-202000	20	32,0	1 1/4"	20	1 1/4-11 1/2	46,2	46,0
1255115	H1712810-242400	24	38,0	1 1/2"	24	1 1/2-11 1/2	48,0	50,0
1255770	H1712810-323200	32	51,0	2"	32	2-11 1/2	53,2	65,0

// ORFS INSERTS

// H1712410

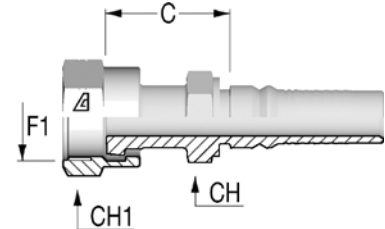
ORFS Male



Item Code	Product Code	ID (Dash)	ID (mm)	ID (in)	F1 Dash	F1	C (mm)	CH (mm)
1254479	H1712410-121200	12	19,0	3/4"	12	1 3/16-12	30,2	30,0
1254510	H1712410-161600	16	25,0	1"	16	1 7/16-12	35,8	38,0
1254904	H1712410-202000	20	32,0	1 1/4"	20	1 11/16-12	38,7	46,0

// H1722411

ORFS Female with Stem Hexagon



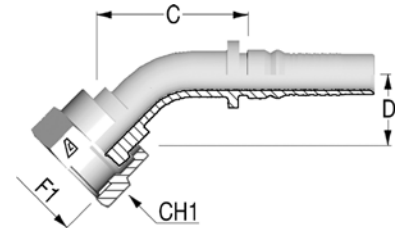
Item Code	Product Code	Nut Type	ID (Dash)	ID (mm)	ID (in)	F1 Dash	F1	C (mm)	CH (mm)	CH1 (mm)
1254292	H1722411-121200	Crimped	12	19,0	3/4"	12	1 3/16-12	40,0	30,0	36,0
1254439	H1722411-121600	Crimped	12	19,0	3/4"	16	1 7/16-12	43,0	36,0	41,0
1254471	H1722411-161200	Crimped	16	25,0	1"	12	1 3/16-12	42,0	32,0	36,0
1254438	H1722411-161600	Crimped	16	25,0	1"	16	1 7/16-12	47,0	36,0	41,0
1254513	H1722411-162000	Crimped	16	25,0	1"	20	1 11/16-12	49,0	46,0	50,0
1254800	H1722411-202000	Crimped	20	32,0	1 1/4"	20	1 11/16-12	47,2	46,0	50,0
1255091	H1722411-242400	Crimped	24	38,0	1 1/2"	24	2-12	52,0	50,0	60,0

// H1722441

45° ORFS Female

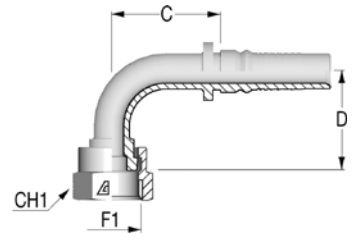
DK ORFS 45

Solid one piece



Item Code	Product Code	Nut Type	ID (Dash)	ID (mm)	ID (in)	F1 Dash	F1	C (mm)	D Drop (mm)	CH1 (mm)
1254463	H1722441-121200	Crimped	12	19,0	3/4"	12	1 3/16-12	78,0	26,0	36,0
1254461	H1722441-121600	Crimped	12	19,0	3/4"	16	1 7/16-12	68,4	28,0	41,0
1254462	H1722441-161600	Crimped	16	25,0	1"	16	1 7/16-12	114,0	28,0	41,0
1254201	H1722441-162000	Crimped	16	25,0	1"	20	1 11/16-12	83,4	28,0	50,0
1254823	H1722441-202000	Crimped	20	32,0	1 1/4"	20	1 11/16-12	100,7	33,0	50,0

// H1722491
90° ORFS Female
DK ORFS 90
Solid one piece

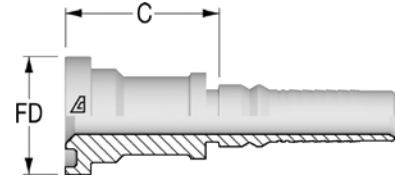


Item Code	Product Code	Nut Type	ID (Dash)	ID (mm)	ID (in)	F1 Dash	F1	C (mm)	D Drop (mm)	CH1 (mm)
1254452	H1722491-121200	Crimped	12	19,0	3/4"	12	1 3/16-12	64,2	58,0	36,0
1254518	H1722491-121600	Crimped	12	19,0	3/4"	16	1 7/16-12	66,2	58,0	41,0
1254453	H1722491-161600	Crimped	16	25,0	1"	16	1 7/16-12	75,2	66,0	41,0
1254694	H1722491-162000	Crimped	16	25,0	1"	20	1 11/16-12	73,2	66,0	50,0
1254816	H1722491-202000	Crimped	20	32,0	1 1/4"	20	1 11/16-12	91,7	81,0	50,0

// SAE FLANGES

// H1743310

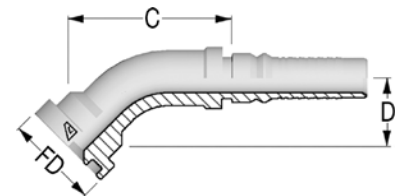
Flange SAE 3000 psi J518 Code 61
SFL



Item Code	Product Code	ID (Dash)	ID (mm)	ID (in)	F1 Dash	F1	C (mm)	FD (mm)	WP (psi)
1254456	H1743310-161600	16	25,0	1"	16	1	49,0	44,5	5000
1254177	H1743310-162000	16	25,0	1"	20	1 1/4	51,5	50,8	4000
1255010	H1743310-202000	20	32,0	1 1/4"	20	1 1/4	52,7	50,8	4000
1254817	H1743310-202400	20	32,0	1 1/4"	24	1 1/2	55,7	60,3	3000
1255063	H1743310-242400	24	38,0	1 1/2"	24	1 1/2	56,0	60,3	3000
1255083	H1743310-243200	24	38,0	1 1/2"	32	2	67,5	71,4	3000
1255765	H1743310-323200	32	51,0	2"	32	2	69,0	71,4	3000

// H1743340

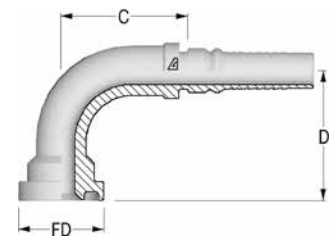
45° Flange SAE 3000 psi J518 Code 61
SFL 45
Solid one piece



Item Code	Product Code	ID (Dash)	ID (mm)	ID (in)	F1 Dash	F1	FD (mm)	C (mm)	D Drop (mm)	WP (psi)
1254245	H1743340-162000	16	25,0	1"	20	1 1/4	50,8	95,6	30,0	4000
1254901	H1743340-202000	20	32,0	1 1/4"	20	1 1/4	50,8	100,9	32,5	4000
1254902	H1743340-202400	20	32,0	1 1/4"	24	1 1/2	60,3	92,8	40,0	3000
1255122	H1743340-242400	24	38,0	1 1/2"	24	1 1/2	60,3	103,7	43,0	3000
1255781	H1743340-323200	32	51,0	2"	32	2	71,4	138,1	54,0	3000

// H1743390

90° Flange SAE 3000 psi J518 Code 61
SFL 90
Solid one piece

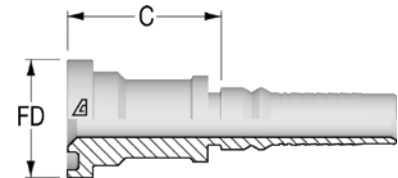


Item Code	Product Code	ID (Dash)	ID (mm)	ID (in)	F1 Dash	F1	FD (mm)	C (mm)	D Drop (mm)	WP (psi)
1254178	H1743390-161600	16	25,0	1"	16	1	44,5	72,2	64,0	5000
1254180	H1743390-162000	16	25,0	1"	20	1 1/4	50,8	70,2	69,0	4000
1254834	H1743390-202000	20	32,0	1 1/4"	20	1 1/4	50,8	86,2	81,0	4000
1254835	H1743390-202400	20	32,0	1 1/4"	24	1 1/2	60,3	81,2	85,0	3000
1255112	H1743390-242400	24	38,0	1 1/2"	24	1 1/2	60,3	96,0	93,0	3000
1255113	H1743390-243200	24	38,0	1 1/2"	32	2	71,4	130,0	97,0	3000
1255777	H1743390-323200	32	51,0	2"	32	2	71,4	134,4	130,0	3000

// H1743610

Flange SAE 6000 psi J518 Code 62

SFS



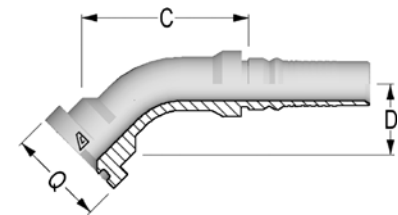
Item Code	Product Code	ID (Dash)	ID (mm)	ID (in)	F1 Dash	F1	C (mm)	FD (mm)	WP (psi)
1251400	H1743610-121200	12	19,0	3/4"	12	3/4	50,0	41,3	6000
1254286	H1743610-121600	12	19,0	3/4"	16	1	53,0	47,6	6000
1254284	H1743610-161200	16	25,0	1"	12	3/4	51,0	41,3	6000
1251402	H1743610-161600	16	25,0	1"	16	1	54,0	47,6	6000
1254283	H1743610-162000	16	25,0	1"	20	1 1/4	61,0	54,0	6000
1254778	H1743610-201600	20	32,0	1 1/4"	16	1	80,2	47,6	6000
1254777	H1743610-202000	20	32,0	1 1/4"	20	1 1/4	62,2	54,0	6000
1254779	H1743610-202400	20	32,0	1 1/4"	24	1 1/2	68,2	63,5	6000
1255054	H1743610-242000	24	38,0	1 1/2"	20	1 1/4	62,5	54,0	6000
1255053	H1743610-242400	24	38,0	1 1/2"	24	1 1/2	68,5	63,5	6000
1255062	H1743610-243200	24	38,0	1 1/2"	32	2	80,5	79,4	6000
1254820	H1743610-323200	32	51,0	2"	32	2	87,0	79,4	6000

// H1743640

45° Flange SAE 6000 psi J518 Code 62

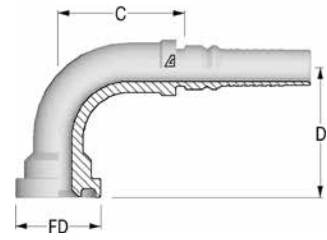
SFS 45

Solid one piece



Item Code	Product Code	ID (Dash)	ID (mm)	ID (in)	F1 Dash	F1	FD (mm)	C (mm)	D Drop (mm)	WP (psi)
1254446	H1743640-121200	12	19,0	3/4"	12	3/4	41,3	72,1	30,0	6000
1254161	H1743640-121600	12	19,0	3/4"	16	1	47,6	76,8	33,0	6000
1254475	H1743640-161200	16	25,0	1"	12	3/4	41,3	80,3	29,5	6000
1254445	H1743640-161600	16	25,0	1"	16	1	47,6	94,8	35,0	6000
1254165	H1743640-162000	16	25,0	1"	20	1 1/4	54,0	105,3	44,0	6000
1254803	H1743640-201600	20	32,0	1 1/4"	16	1	47,6	104,7	34,5	6000
1254802	H1743640-202000	20	32,0	1 1/4"	20	1 1/4	54,0	102,0	39,5	6000
1254811	H1743640-202400	20	32,0	1 1/4"	24	1 1/2	63,5	111,7	48,0	6000
1255094	H1743640-242400	24	38,0	1 1/2"	24	1 1/2	63,5	136,3	48,0	6000
1255096	H1743640-243200	24	38,0	1 1/2"	32	2	79,4	129,1	55,0	6000
1255756	H1743640-323200	32	51,0	2"	32	2	79,4	160,6	63,0	6000

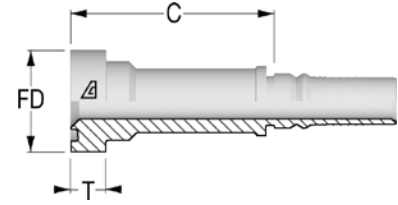
// H1743690
90° Flange SAE 6000 psi J518 Code 62
SFS 90
Solid one piece



Item Code	Product Code	ID (Dash)	ID (mm)	ID (in)	F1 Dash	F1	FD (mm)	C (mm)	D Drop (mm)	WP (psi)
1254287	H1743690-121200	12	19,0	3/4"	12	3/4	41,3	61,2	64,0	6000
1254146	H1743690-121600	12	19,0	3/4"	16	1	47,6	61,2	66,0	6000
1254288	H1743690-161200	16	25,0	1"	12	3/4	41,3	70,2	61,0	6000
1254144	H1743690-161600	16	25,0	1"	16	1	47,6	70,4	74,0	6000
1254145	H1743690-162000	16	25,0	1"	20	1 1/4	54,0	77,2	80,0	6000
1254786	H1743690-202000	20	32,0	1 1/4"	20	1 1/4	54,0	88,2	91,0	6000
1254794	H1743690-202400	20	32,0	1 1/4"	24	1 1/2	63,5	92,9	103,5	6000
1255087	H1743690-242400	24	38,0	1 1/2"	24	1 1/2	63,5	106,3	109,0	6000
1255089	H1743690-243200	24	38,0	1 1/2"	32	2	79,4	106,5	121,5	6000
1255755	H1743690-323200	32	51,0	2"	32	2	79,4	146,0	145,0	6000

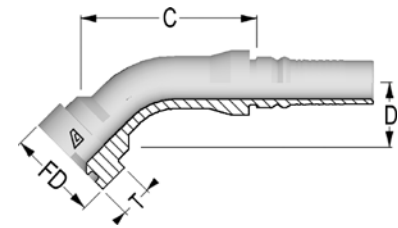
// SUPERCAT FLANGES

// H1743910 Flange SUPERCAT



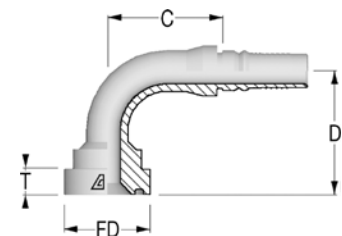
Item Code	Product Code	ID (Dash)	ID (mm)	ID (in)	F1 Dash	F1	FD (mm)	T (mm)	C (mm)
1254735	H1743910-121200	12	19,0	3/4"	12	3/4	41,3	14,3	82,0
1254241	H1743910-121600	12	19,0	3/4"	16	1	47,6	14,3	82,0
1254223	H1743910-161600	16	25,0	1"	16	1	47,6	14,3	90,0
1254240	H1743910-162000	16	25,0	1"	20	1 1/4	54,0	14,3	90,0
1254899	H1743910-202000	20	32,0	1 1/4"	20	1 1/4	54,0	14,3	86,2
1254900	H1743910-202400	20	32,0	1 1/4"	24	1 1/2	63,5	14,3	83,2

// H1743940 45° Flange SUPERCAT Solid one piece




Item Code	Product Code	ID (Dash)	ID (mm)	ID (in)	F1 Dash	F1	FD (mm)	T (mm)	C (mm)	D Drop (mm)
1254721	H1743940-121200	12	19,0	3/4"	12	3/4	41,3	14,3	83,0	34,0
1254258	H1743940-121600	12	19,0	3/4"	16	1	47,6	14,3	87,4	34,0
1254256	H1743940-161600	16	25,0	1"	16	1	47,6	14,3	93,9	40,0
1254257	H1743940-162000	16	25,0	1"	20	1 1/4	54,0	14,3	95,4	40,0
1254908	H1743940-202000	20	32,0	1 1/4"	20	1 1/4	54,0	14,3	103,6	43,0
1254907	H1743940-202400	20	32,0	1 1/4"	24	1 1/2	63,5	14,3	110,1	49,5

// H1743990 90° Flange SUPERCAT Solid one piece



Item Code	Product Code	ID (Dash)	ID (mm)	ID (in)	F1 Dash	F1	FD (mm)	T (mm)	C (mm)	D Drop (mm)
1254251	H1743990-121200	12	19,0	3/4"	12	3/4	41,3	14,3	63,7	67,0
1254253	H1743990-121600	12	19,0	3/4"	16	1	47,6	14,3	65,2	70,0
1254250	H1743990-161600	16	25,0	1"	16	1	47,6	14,3	80,4	79,0
1254252	H1743990-162000	16	25,0	1"	20	1 1/4	54,0	14,3	75,4	82,5
1254905	H1743990-202000	20	32,0	1 1/4"	20	1 1/4	54,0	14,3	89,2	93,0
1254906	H1743990-202400	20	32,0	1 1/4"	24	1 1/2	63,5	14,3	91,4	101,0



HEAD OFFICE

Via Torri Bianche 1
20871 Vimercate (MB) Italy
www.dunlophiflex.com